

## Application

Developed to cover the most common withdrawal applications, the TMMP series is a range of five pullers with a maximum nominal span width varying from 65 mm (2.6 in) for the smallest (TMMP 2x65), to 300 mm (11.8 in) for the largest (TMMP 3x300). They are suitable for extracting small to medium sized bearings and other components.

## Description

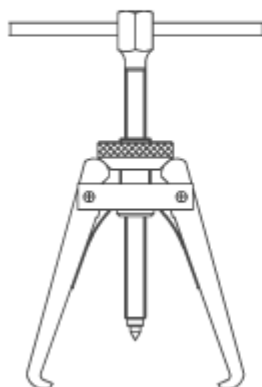
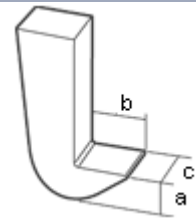
The TMMP pullers are made of hardened high quality steel and are oil blackened. They are easy to use, as the span width is quickly adjusted by screwing or unscrewing the cone. Strong springs ensure that the arms are held apart and remain in the adjusted position. The two smallest pullers (TMMP 2x65 and TMMP 2x170) are two-armed, while the heavier pullers have three arms. The advantages of a three-armed puller are easier centring and better distribution of the larger withdrawal forces.



## Technical data

Designation	No. of arms	Width of grip (D)		Effective arm length (L)		Maximum withdrawal force (F)		Maximum torque (T)		Weight	
		mm	inch	mm	inch	kN	lbf	Nm	lbf ft	kg	lb
TMMP 2x65	2	15-65	0.6-2.6	60	2.4	6	1.340	10	7	0,4	0.9
TMMP 2x170	2	25-170	1.0-6.7	135	5.3	18	4.030	40	30	1,9	4.2
TMMP 3x185	3	40-185	1.6-7.3	135	5.3	24	5.380	55	40	2,5	5.5
TMMP 3x230	3	40-230	1.6-9.1	210	8.3	34	7.610	90	65	5,5	12.1
TMMP 3x300	3	45-300	1.8-11.8	240	9.4	50	11.200	160	115	9,0	19.8

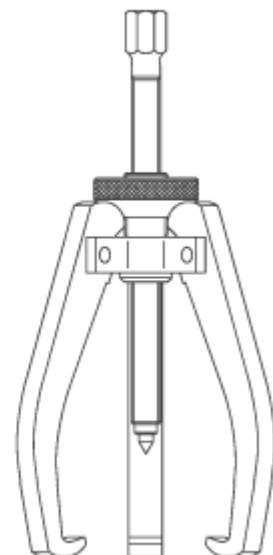
Designation	Claw height (a)		Claw length (b)		Claw width (c)		Spindle hexagonal head (AF)
	mm	inch	mm	inch	mm	inch	
TMMP 2X65	8	0.31	7	0.28	10	0.39	-
TMMP 2X170	9	0.35	12	0.47	21	0.83	19
TMMP 3X185	9	0.35	12	0.47	21	0.83	19
TMMP 3X230	9	0.35	13	0.51	24	0.94	21
TMMP 3X300	11	0.43	14	0.55	27	1.06	24



TMMP 2X65



TMMP 2X170



TMMP 3X185 / TMMP 3X230 / TMMP 3X300

**Replacement parts****Designation****Description**

TMMP...-6

Spindle with centre nib (not available for TMMP 2x65)

