

Air-driven pumps THAP 030, THAP 150 and oil injector THAP 300E

Application

The THAP air-driven pumps are available in three different versions. They are used for mounting and dismounting OK-couplings, for dismounting large pressure joints like bearings, flywheels, railway wheels and in many similar applications. By using air-driven pumps instead of hand-operated equipment, a considerable amount of time can be saved.

Description

THAP pumps consist of a high pressure hydraulic pump, driven by an air piston. They are supplied in a tool box including oil suction hose and return hose with quick connection couplings. The pumps are equipped with a male G 3/4 connection. They can be screwed directly into the workpiece. Alternatively the THAP 030 and THAP 150 can be used in combination with adapter block 226402 and a high pressure pipe. A high pressure pipe can be directly connected to the THAP 300E without the use of an adapter block. Complete sets and mounting kits for OK couplings are also available.



Technical data

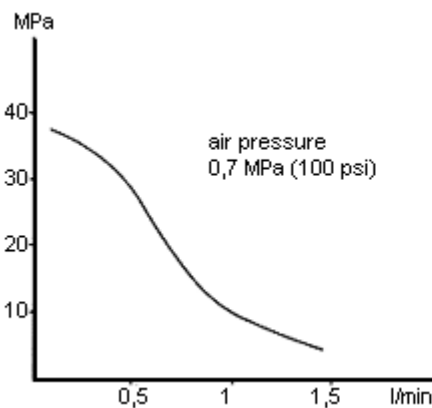
Designation:	THAP 030	THAP 150	THAP 300E
Max. hydraulic pressure	30 MPa (4,350 psi)	150 MPa (21,750 psi)	300 MPa (43,500 psi)
Pressure ratio	1 : 59	1 : 252	1 : 500
Max. air pressure	0,7 MPa (101.5 psi)	0,7 MPa (101.5 psi)	0,7 MPa (101.5 psi)
Volume/stroke	6,63 cm ³ (0.40 in ³)	1,09 cm ³ (0.06 in ³)	0,83 cm ³ (0.05 in ³)
Oil outlet	G 3/4	G 3/4	G 3/4
Length	380 mm (15 in)	330 mm (13.0 in)	405 mm (16 in)
Height	190 mm (7.5 in)	190 mm (7.5 in)	202 mm (8 in)
Width	120 mm (4.7 in)	120 mm (4.7 in)	171 mm (6.7 in)
Weight	10 kg (22 lb)	8 kg (17.6 lb)	13 kg (28.6 lb)

The THAP 030 and THAP 150 are delivered in a metal transport box (size 430 x 280 x 200 mm / 16.9 x 11.0 x 7.9 in),

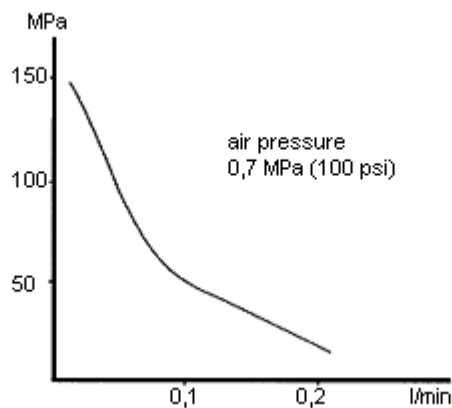
The THAP 300E is delivered in a wooden carrying case (size 690 x 245 x 310 mm / 27.6 x 10 x 12.4 in),

All items are supplied complete with two hoses (1,5 m; 4.9 ft), quick connection couplings and instruction manual.

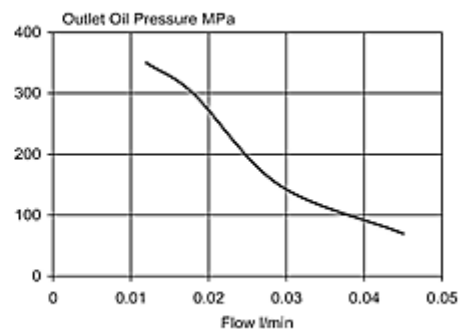
Flow Charts (inlet air pressure: 7 bar)



THAP 030



THAP 150



THAP 300 E

Replacement parts

THAP 030	THAP 150	THAP 300E	Description
THAP-1	THAP-1	728245/3A	Transport box
THAP E-2	THAP E-2	THAP E-2	Set of hoses
THAP-3	THAP 3	THAP 300E-3	Air valve assembly
THAP-4	THAP 4	THAP 300E-4	Air inlet block
THAP-5	THAP 5	THAP 300E-5	Air motor assembly
THAP 030-6	THAP 150-6	THAP 300E-6	Oil inlet block
THAP 030-7	THAP 150-7	THAP 300E-7	Oil injector assembly
THAP 030-8	THAP 150-8	THAP 300E-8	Release valve assembly
THAP 030-9	THAP 150-9	THAP 300E-9	Connection nipple assembly
THAP 030-10	THAP 150-10	THAP 300E-10	Software kit



THAP 030/150

THAP 300E